



12 Victoria Street, Masterton
mastertonartclub@gmail.com
www.mastertonartclub.co.nz

JULY NEWSLETTER

5 July 2025

In this Newsletter we have important news about the Special General Meeting, we need a good turnout at this event, on Wednesday 30 July at 6pm, to be able to submit our revised Constitution to the Companies Office for re-registration.

COMMITTEE UPDATE

As many of you will be aware we **must** Re-Register as an Incorporated Society by April next year.

This requires that we hold a general meeting to record the club's:

- Decision to re-register
- Approval of new constitution (the constitution must comply with 2022 Act)
- Appointment of (existing plus any new) committee members and contact person for the Registrar (currently Treasurer)

This is very important for the future of the Club and we must have a quorum of 15 eligible, financial members (i.e. subs paid for the financial year that commenced in April) at our meeting on **Wednesday 30 July at 6.00pm.**

After this (expected to be short) SGM, our usual club night activities will proceed - refreshments and supper, speaker, announcement of winner of art work of the month, raffle draw (prize donated by Francis Kirkham) and general conviviality.

We hope to see a great turnout and we look forward to explaining these important matters and then enjoying the fellowship of club members.

We encourage members to come along to club activities. These are a great way to meet other members and get to know your artistic community.

See the Club Calendar for July at the end of this newsletter for What's on this month!

A WARM WELCOME TO NEW MEMBERS

This month we welcome two new members to the Club:

- Margaret Hill
- Gwenda Saunders

JUNE GUEST SPEAKER AND ARTWORK OF THE MONTH

Our Guest Speaker for June was Jacky Pearson



Jacky talked about her process for painting watercolour portraits and she gave us a few tips.

Jacky Pearson's Watercolour Palette tips

All skins have a warm red – use cadmium red.

- Tones need raw sienna or burnt sienna
- Light wash with raw sienna moving to dark with cadmium red and burnt sienna
- yellow ochre could be an option for raw sienna
- cobalt for dark skins especially in shadow
- Cadmium red in wrinkles with tiny speck of (burnt?) sienna

Shadows

- Cool red – magenta e.g. crimson alizarin or pure rose madder
- Ultramarine for dark shadows
- Cobalt for dark skin shadow
- 'riot shadows' with cool red (and magenta/burnt sienna/cobalt mix)

Eyebrows – burnt umber

Eye creases – cadmium red

Hair

- Brown hair – cobalt wash if outside and in sun, then burnt sienna for main colour
- Inside – warm it up
- Yellow – more burnt sienna

Eyeballs/teeth – use cobalt (so not too yellow)

Water colours – every inch change colour, tone etc

Mix on paper

Take care with shadows

- Form – soft edges to demark shapes
- Cast – hard edges


June Artwork of the Month

June's theme was 'Portraits'. The Artwork of the month was selected by our Guest speaker Jacky.

The winning artwork was a watercolour portrait by Michelle Jackson.

Thank you to all members that exhibited their artwork. I think we had the best turnout yet – it was lovely to see so many artworks from members.

Please collect your June artwork from the club to make room for the July challenge: Seascape.



Congratulations Michelle!

Michelle's painting is now on display in Evan's window. Thank you to Jacky Pearson for selecting the winning artwork.

July Guest Speaker

Our Guest Speaker for July is Wendy Brandon. Wendy is a photographer interested in the nature and quality of spatial transformations, what they look like, what they change, how they reshape the lived environment.

Wendy will select the July artwork of the Month.

July Artwork of the Month

The theme for July is 'Seascapes'

To be considered for 'Artwork of the Month' all artwork must be delivered to the Club by **1pm on Wednesday 30 July.**

Artwork of the Month

Themes for the rest of the year:

30th July - Seascapes

27th August - Abstract

24th September - Springtime

29th October - Birds

26th November – Christmas

EXHIBITIONS

The club's first exhibition for 2025 by Jean Russell and Kirsty Schofield had a successful opening night.



This exhibition features selected artwork by Jean and Kirsty. The artworks are for sale by cash and carry – no EFTPOS available.

Opening hours - Saturdays and Sundays

10am to 2pm from 27 June to 18 July.

Contact details

Kirsty: 027 498 7279

Jean: 021 258 8029

Exhibition Dates:

27 June to 18 July

Jean Russell and
Kirsty Scholfield

25 July to 29 August

Maria Paine and
Marty Andrew

5 September to 26 September

Elissa's Watercolour Class

3 October to 31 October

Rod Booth

Rod is looking for someone to share the exhibition space with him in October. If you are interested, please email Rod at roddbboo@hotmail.com

BOOK ART CLUB GROUP

We are pleased to report that the Book Art Group had its second gathering on Saturday 28 June and it continues to be popular.

This group meets monthly on the 4th Saturday of the month.

The next meeting is Saturday 26 July at 10am.



WORKSHOPS

This section features recent workshops delivered and upcoming workshops.

If you are interested in attending any of the Upcoming workshops please contact the Tutor – contact details are provided with the details of each workshop.

Please let the Tutors know as soon as possible so that they can plan their workshop.

Thank you!

INTRODUCTION TO PRINT MAKING

Nick held this workshop on Saturday 14 June and some great artwork was produced.



UPCOMING WORKSHOPS

LETTERPRESS WORKSHOP

with Graham Judd


Sunday 13 July, 1pm to 5.00pm

Masterton Art Club, 12 Victoria Street,

Cost \$65 per person

To register email: Nick Brandon:

nickbrandon75@gmail.com



PASTEL WORKSHOP WITH ELISSA

If you missed out on Elissa's Pastel Workshop – you get another chance – Elissa is planning to deliver another pastel workshop on Saturday 19th July, 1pm to 4pm.

Email Elissa to register for her next pastel workshop: elissafsmith@gmail.com



WEEKEND WORKSHOP WITH ANNA LAYZELL

**Introduction to Oil and Cold Wax Medium
with Anna Layzell at the Masterton Art Club**

This workshop will be held on

Saturday 12 July, 10am to 4pm

**The Cost is \$120 and all materials are
included.**

**If you have any questions or would like to
register for Anna's workshop, Please contact
Anna on info@annalayzell.com**

Register now, places limited!



We will experiment with exercises in additive and subtractive techniques, building layers and, textures using different materials from bubble wrap to corrugated card and collage.

We will explore transfer methods or monoprinting as a way to add different marks and move marks about the surface. Our focus on working small will help you progress and feel confident to experiment and play with cold wax medium in a supportive environment and above all have fun.



Anna is a printmaker who enjoys collagraph printmaking as well as other art forms. She reconnected with painting upon the discovery of cold wax medium and predominately works in oil and cold wax both printmaking and painting. She is interested in our connection with the natural environment, the small moments that are often overlooked in day-to-day life. She seeks a sense of serenity and connection in her work.

Anna is interested in our connection with the natural environment, the small moments that are often overlooked in day-to-day life. She seeks a sense of serenity and connection in her work.

Anna finds inspiration in all sorts of places - evening walks, the kanuka trees weathered and resilient, a poem, a crumpled piece of discarded packing, and more recently the Wairarapa skies.... the possibilities are endless.

Introduction to Sashiko

The Art of Japanese embroidery


Learn Sashiko with Textile Artist Anne Benson

Saturday 9 August - 10am to 1pm
Masterton Art Club, 12 Victoria Street

Cost \$60 per person - includes all materials
Tea/coffee and biscuits provided

To register email Anne annebnsn@gmail.com

You will begin by learning how to start and finish without knots, how to find your own Sashiko rhythm and make your own Sashiko palm thimble, a necessary tool when stitching Sashiko.



We will then go on to transfer circular and straight-line designs to your cloth and learn the best way to stitch using the Sashiko method.



Anne has been stitching for as long as she can remember, she creates textile art, makes art quilts and sews many of her own clothes.

She began her own Sashiko journey about 10 years ago learning from books and YouTube. But it wasn't until she began learning from Sashiko artisan Atsushi Futatsuya that she really fell in love with this way of stitching.

Anne has delivered workshops in textile art techniques, Sashiko, Boro and visible mending, and has exhibited her work in the Wairarapa.

Here are some of Anne's recent Sashiko projects:



More workshops to come.

Although details are still to be confirmed for these, we are looking forward to hosting more workshops in the coming months.

If you are a tutor and interested in delivering a workshop, please contact the Secretary at the Masterton art Club at mastertonartclub@gmail.com

FUNDRAISING

Elissa Smith is leading the sub-committee to organise fundraising and events. Please support this sub-committee with your fundraising ideas and willingness to help!

Talk to Elissa or email her at: elissafsmith@gmail.com

MEMBERS' CORNER

Jacky Pearson would like to give you the opportunity to book into a 10-day Tasmania luxury painting trip in May 2026. See below for details. If you are interested book via their website

<https://paintingholidaytours.com/tours-search-page/>

Quote of the Month:



Don't forget to check out the Calendar below!

We want to hear from you!

If you have something for the newsletter: something of interest to share with others, an upcoming event, or exhibition please email:

mastertonartclub@gmail.com

with "**Newsletter**" in the subject line.

Please note that if you don't put this in the subject line, I might miss your email.

Thank you!

On behalf of the Committee
Masterton Art Club
12 Victoria Street Masterton
mastertonartclub@gmail.com

What's On This Month!		JULY 2025		(Jean and Kirsty's Exhibition - 27 June to 18 July)				
Monday		7		14		21	28	
	Note: Private Bookings 10am to 12pm; 3.30pm to 5.30pm; and 6pm to 8pm weekly							
Tuesday	1		8		15		22	
	Note: Private Bookings 9am to 11 am (fortnightly) and 6pm to 8pm weekly.							
Wednesday	2	10am – 1pm Club Day	9	10am – 1pm Club Day	16	10am – 1pm Club Day	23	10am – 1pm Club Day
		6pm Club Night Gathering: Guest Speaker and Artwork of the Month Awarded		6pm to 8pm Club Night Gathering: Guest Speaker and Artwork of the Month Awarded		6pm to 8pm Club Night Gathering: Guest Speaker and Artwork of the Month Awarded		6pm to 8pm Club Night Gathering: Guest Speaker and Artwork of the Month Awarded
Thursday	3	10am – 1pm Club Day	10	10am – 1pm Club Day	17	10am – 1pm Club Day	24	10am – 1pm Club Day
	Note: Private Booking 6pm to 8pm weekly							
Friday	4	1pm Club Printing Group	11	1pm Club Printing Group	18	1pm Club Printing Group	25	1pm Club Printing Group
							5.30 pm	Exhibition Opening Night: Maria Pain and Marty Andrew
Saturday	5		12	Introduction to Oil and Cold Wax Medium with Anna Layzell	19	Pastel Workshop with Elissa	26	10am Club Day Book Art /Mixed Media Group
Sunday	6		13	Letterpress Workshop	20		27	
	Note: Private Booking 10am to 12pm weekly							
Note:	The Club rooms are available to rent for workshops on the most Saturdays – all day or half day email mastertonartclub@gmail.com							

